



OMNI[®]
SURGICAL SYSTEM

2022 FACILITY REIMBURSEMENT GUIDE



Surgical procedures performed in a facility require two claim submissions to the payer. This quick claim submission guide will help you submit facility-specific claims.

DISCLAIMER

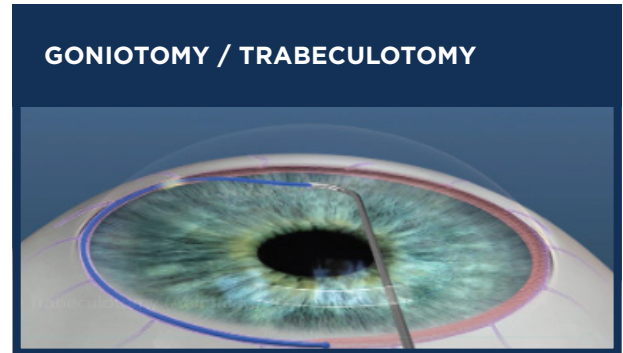
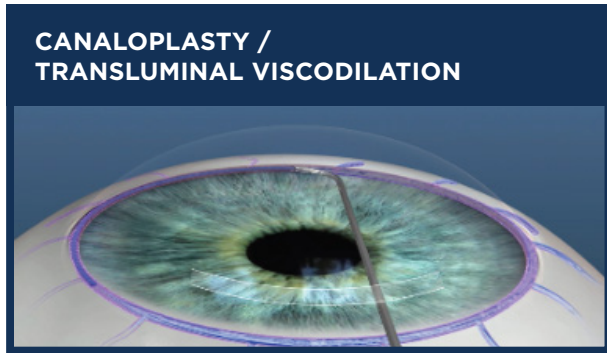
This Reimbursement Guide is provided for informational purposes only. This Guide describes codes that may be applicable to the OMNI[®] Surgical System. It does not constitute legal or reimbursement advice or recommendations regarding clinical practice. Sight Sciences makes no guarantee that use of this information will result in coverage or payment or prevent disagreement by payers regarding billing, coverage, or amount of payment. Sight Sciences reminds providers of their responsibility to submit accurate and appropriate claims. Coding, coverage, and payment policies are complex and are frequently updated. Sight Sciences recommends that you consult with your legal counsel, applicable payers' policies, or reimbursement experts regarding coding, coverage, and reimbursement.



CODING AND MEDICARE PAYMENT WHEN USING OMNI® TO PERFORM A STANDALONE PROCEDURE

INDICATION

The OMNI® Surgical System is indicated for canaloplasty (microcatheterization and transluminal viscodilation of Schlemm's canal) followed by trabeculotomy (cutting of trabecular meshwork) to reduce intraocular pressure in adult patients with primary open-angle glaucoma.¹



CPT² CODING FOR OMNI®

CPT	DESCRIPTION
66174	Transluminal dilation of aqueous outflow channel; without retention of device or stent

Note: Physicians should note that AMA CPT Assistant and NCCI edits advise that it is not appropriate to report both 66174 and 65820 (goniotomy) when a canaloplasty and goniotomy (ab interno trabeculotomy) are performed on the same eye during the same treatment session. According to CPT Assistant and NCCI edits, only 66174 should be reported.^{3,4}

1. U.S. Food & Drug Administration (FDA) Indications for Use [Traditional 510(k) K202678]

2. CPT Copyright 2021 American Medical Association (AMA). All rights reserved. CPT® is a registered trademark of the American Medical Association.

3. <https://www.cms.gov/Medicare/Coding/NCCI-Coding-Edits>

4. Surgery: Eye and Ocular Adnexa. CPT® Assistant. December 2018, p 9; Surgery: Eye and Ocular Adnexa. CPT® Assistant. September 2019, p 12.

OMNI® STANDALONE PROCEDURES 2022 MEDICARE PAYMENT⁵

FACILITY TYPE	CPT	NATIONAL AVERAGE REIMBURSEMENT RATE
Ambulatory Surgical Center (ASC)	66174	\$1,917.31
Hospital Outpatient Procedure Department (HOPD)	66174	\$3,999.59

Note: The payment information listed does not guarantee coverage or payment. Actual payment may vary by location. Commercial and Medicare Advantage payments are based on contractual agreements or negotiated fees between the physician and the health plan. Questions regarding your contracted payment rates should be directed to your health plan's provider representative.

ADDITIONAL HOPD CODING FOR OMNI®

For a claim submitted on a UB-04 form, the codes listed below are required to report the device costs to Medicare. There is no CPT code used. Commercial payor requirements vary. Questions regarding specific payor requirements should be directed to your payor provider representative.

CODING SYSTEM	CODE	DESCRIPTOR
HCPCS	C1889	Implantable / insertable device, not otherwise classified
Revenue Code	278	Medical / surgical supplies: other implants

5. 2022 CMS OPPTS/ASC Final Rule, Addendum B (available on CMS website), 86 Fed. Reg. 218 (Nov. 16, 2021).



CODING AND MEDICARE PAYMENT WHEN USING OMNI® IN COMBINATION WITH CATARACT SURGERY

OMNI® Surgical System is indicated for use in standalone canaloplasty with trabeculotomy or in conjunction with cataract surgery. If these procedures are performed concomitantly, it is appropriate to bill or report the CPT code 66174 (for the canaloplasty followed by trabeculotomy) and the specific CPT code for the cataract procedure performed.

OMNI® IN COMBINATION WITH COMPLEX CATARACT

PROCEDURES	CPT CODE	PHYSICIAN PAYMENT**	ASC PAYMENT**	HOPD PAYMENT**
OMNI®	66174	\$760.99	\$1,917.31	\$3,999.59
	C1889 (rev code 0278)			No additional payment
Complex Cataract	66982	\$746.11 x 50% = \$373.06*	\$1,062.68 x 50% = \$531.34*	No payment due to comprehensive APC
Totals		\$1,134.05	\$2,448.65	\$3,999.59

OMNI® IN COMBINATION WITH ROUTINE CATARACT

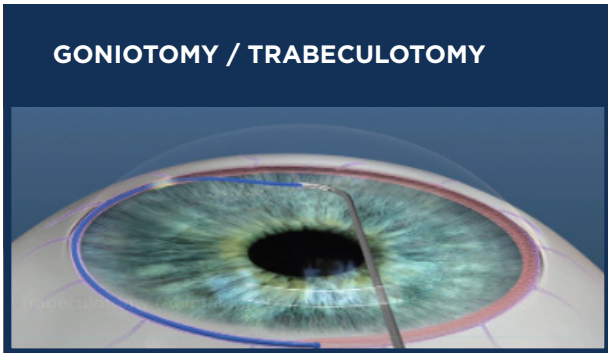
PROCEDURES	CPT CODE	PHYSICIAN PAYMENT**	ASC PAYMENT**	HOPD PAYMENT**
OMNI®	66174	\$760.99	\$1,917.31	\$3,999.59
	C1889 (rev code 0278)			No additional payment
Routine Cataract	66984	\$544.70 x 50% = \$272.35*	\$1,062.68 x 50% = \$531.34*	No payment due to comprehensive APC
Totals		\$1,033.34	\$2,448.65	\$3,999.59

* Payment reduced due to multiple procedure reduction rules.

** Rates listed are national unadjusted allowable amounts, and the local rates may vary.

Check your local MAC site for the specific reimbursement rate for your market.

CODING AND MEDICARE PAYMENT WHEN USING OMNI® TO PERFORM A GONIOTOMY / TRABECULOTOMY



Trabeculotomy devices are Class I exempt per FDA regulations.⁶

OMNI® CODING FOR GONIOTOMY ALONE

CPT	DESCRIPTION
65820	Goniotomy

OMNI® USED TO PERFORM GONIOTOMY ALONE 2022 MEDICARE PAYMENT⁷

FACILITY TYPE	CPT	NATIONAL AVERAGE REIMBURSEMENT RATE
Ambulatory Surgical Center	65820	\$1,917.31
Hospital Outpatient Procedure Department	65820	\$3,999.59

Note: This payment information listed does not guarantee coverage or payment. Actual payment may vary by location. Commercial and Medicare Advantage payments are based on contractual agreements or negotiated fees between the physician and the health plan. Questions regarding your contracted payment rates should be directed to your health plan's provider representative.

6. See FDA's product classification page: <https://www.accessdata.fda.gov/scripts/cdrh/cfdocs/cfPCD/classification.cfm?ID=HNK>

7. 2022 CMS OPPTS/ASC Final Rule, Addendum B (available on CMS website), 86 Fed. Reg. 218 (Nov. 16, 2021).

COMMON ICD-10-CM DIAGNOSIS CODING FOR OMNI⁸

The International Classification of Diseases, 10th Revision, Clinical Modification (ICD-10-CM) codes are used to report patient diagnoses and health conditions for visits or services in all health care settings. Providers should consult the ICD-10-CM code set and coverage policies or other payer guidelines when determining the appropriate diagnosis code(s) to submit to health plans. Coding is a clinical decision, and providers should code to the highest level of specificity.

ICD-10-CM ⁸	CODE DESCRIPTION
H40.1110	Primary open-angle glaucoma, right eye, stage unspecified
H40.1111	Primary open-angle glaucoma, right eye, mild stage
H40.1112	Primary open-angle glaucoma, right eye, moderate stage
H40.1113	Primary open-angle glaucoma, right eye, severe stage
H40.1114	Primary open-angle glaucoma, right eye, indeterminate stage
H40.1120	Primary open-angle glaucoma, left eye, stage unspecified
H40.1121	Primary open-angle glaucoma, left eye, mild stage
H40.1122	Primary open-angle glaucoma, left eye, moderate stage
H40.1123	Primary open-angle glaucoma, left eye, severe stage
H40.1124	Primary open-angle glaucoma, left eye, indeterminate stage
H40.1130	Primary open-angle glaucoma, bilateral, stage unspecified
H40.1131	Primary open-angle glaucoma, bilateral, mild stage
H40.1132	Primary open-angle glaucoma, bilateral, moderate stage
H40.1133	Primary open-angle glaucoma, bilateral, severe stage
H40.1134	Primary open-angle glaucoma, bilateral, indeterminate stage

8. American Medical Association (2022). ICD-10-CM 2022 The Complete Official Codebook.

COMMON MODIFIERS⁹

Modifiers are designed to provide additional information to the payor regarding the procedure that may be needed to process the claim. This list is not all-inclusive. Providers should consult reimbursement experts or the payors directly for questions regarding the use of modifiers.

MODIFIER	DESCRIPTION	DEFINITION
-RT	Right side	Indicates procedure was performed on the right eye
-LT	Left side	Indicates procedure was performed on the left eye
-50	Bilateral procedure	Indicates procedure was performed on both eyes that day
-51	Multiple procedures	Indicates procedure was performed with other procedures that day
-73	Discontinued HOPD/ASC	Discontinued procedure prior to administration of anesthesia
-74	Discontinued HOPD/ASC	Discontinued procedure after the administration of anesthesia
-79	Unrelated procedure	Unrelated procedure or service by the same physician during the postoperative period

9. <https://med.noridianmedicare.com/web/jeb/topics/modifiers>



SAMPLE UB-04 FORM

1	2	3a PAT. CNTL. #	4 TYPE OF BILL
		b. MED. REC. #	
		5 FED. TAX NO.	6 STATEMENT COVERS PERIOD FROM THROUGH
8 PATIENT NAME	a	9 PATIENT ADDRESS	a
b	b	c	d
10 BIRTHDATE	11 SEX	12 DATE	13 HR
14 TYPE	15 SRC	16 DHR	17 STAT
18	19	20	21
22	23	24	25
26	27	28	29 ACDT STATE
30	31 OCCURRENCE DATE	32 OCCURRENCE DATE	33 OCCURRENCE DATE
34 OCCURRENCE DATE	35 OCCURRENCE SPAN FROM THROUGH	36 OCCURRENCE SPAN FROM THROUGH	37
38	39 CODE	40 CODE	41 CODE
a	b	c	d
b	c	d	e
42 REV. CD.	43 DESCRIPTION	44 HCPCS / RATE / HIPPS CODE	45 SERV. DATE
46 SERV. UNITS	47 TOTAL CHARGES	48 NON-COVERED CHARGES	49
1	0360 Transluminal dilation eye channel	66174	XX/XX/XX
2	0278 Other medical / surgical supplies	C 1889	XX/XX/XX
3			
4			
5			
6			
7			
8			
9			
10			
11			
12			
13			
14			
15			
16			
17			
18			
19			
20			
21			
22			
23			
A	50 PAYER NAME	ALTH PLAN ID	52 REL INFO
B	53 ASG BEN.	54 PRIOR PAYMENTS	55 EST. AMOUNT DUE
C	56 NPI	57 OTHER PRV ID	58
A	59 P.REL.	60 INSURED'S UNIQUE ID	61 GROUP NAME
B	62 INSURANCE GROUP NO.	63 TREATMENT AUTHORIZATION CODES	64 DOCUMENT CONTROL NUMBER
C	65 EMPLOYER NAME	66 DX	67
A	68	69 ADMIT DX	70 PATIENT REASON DX
B	71 PPS CODE	72 ECI	73
C	74 PRINCIPAL PROCEDURE CODE	75	76 ATTENDING NPI
A	77 OPERATING NPI	78 OTHER NPI	79 OTHER NPI
B	80 REMARKS	81 CC a	81 CC b
C	81 CC c	81 CC d	81 CC e

CPT 66174 for canaloplasty followed by trabeculotomy/CPT 65820 for trabeculotomy alone

Revenue code 0278 is used to report insertable/implantable devices (e.g., OMNI® device)

HCPCS code C1889 is used to report insertable/implantable devices (e.g., OMNI® device) that do not have a more specific HCPCS code

To accurately report device costs, set an appropriate charge (your normal mark-up) that includes the cost of for OMNI® on this line item

Prior authorization/ predetermination information if applicable

CREATION DATE TOTALS

SAMPLE CMS-1500 FORM

CARRIER

PATIENT AND INSURED INFORMATION

PHYSICIAN OR SUPPLIER INFORMATION

HEALTH INSURANCE CLAIM FORM

APPROVED BY NATIONAL UNIFORM CLAIM COMMITTEE (NUCC) 02/12

PICA		PICA	
1. MEDICARE <input type="checkbox"/> MEDICAID <input type="checkbox"/> TRICARE <input type="checkbox"/> CHAMPVA <input type="checkbox"/> GROUP HEALTH PLAN <input type="checkbox"/> FECA BLK LUNG <input type="checkbox"/> OTHER <input type="checkbox"/>		1a. INSURED'S I.D. NUMBER (For Program in Item 1)	
2. PATIENT'S NAME (Last Name, First Name, Middle Initial)		3. PATIENT'S BIRTH DATE MM DD YY SEX M <input type="checkbox"/> F <input type="checkbox"/>	
5. PATIENT'S ADDRESS (No., Street)		6. PATIENT RELATIONSHIP TO INSURED Self <input type="checkbox"/> Spouse <input type="checkbox"/> Child <input type="checkbox"/> Other <input type="checkbox"/>	
7. INSURED'S ADDRESS (No., Street)		8. RESERVED FOR NUCC USE	
CITY STATE		CITY STATE	
ZIP CODE TELEPHONE (Include Area Code)		ZIP CODE TELEPHONE (Include Area Code)	
9. OTHER INSURED'S NAME (Last Name, First Name, Middle Initial)		10. IS PATIENT'S CONDITION RELATED TO:	
a. OTHER INSURED'S POLICY OR GROUP NUMBER		a. EMPLOYMENT? (Current or Previous) YES <input type="checkbox"/> NO <input type="checkbox"/>	
b. RESERVED FOR NUCC USE		b. AUTO ACCIDENT? YES <input type="checkbox"/> NO <input type="checkbox"/> PLACE (State)	
c. RESERVED FOR NUCC USE		c. OTHER ACCIDENT? YES <input type="checkbox"/> NO <input type="checkbox"/>	
d. INSURANCE PLAN NAME OR PROGRAM NAME		10d. CLAIM CODES (Designated by NUCC)	
11. INSURED'S POLICY GROUP OR FECA NUMBER		a. INSURED'S DATE OF BIRTH MM DD YY SEX M <input type="checkbox"/> F <input type="checkbox"/>	
b. RESERVED FOR NUCC USE		b. OTHER CLAIM ID (Designated by NUCC)	
c. RESERVED FOR NUCC USE		RANCE PLAN NAME OR PROGRAM NAME	
d. IS THERE ANOTHER HEALTH BENEFIT PLAN? YES <input type="checkbox"/> NO <input type="checkbox"/> If yes, complete items 9, 9a, and 9d.		13. INSURED'S OR AUTHORIZED PERSON'S SIGNATURE I authorize payment of medical benefits to the undersigned physician or supplier for	
12. PATIENT'S OR AUTHORIZED PERSON'S SIGNATURE I authorize the release of any medical or other information necessary to process this claim. I also request payment of government benefits either to myself or to the party who accepts assignment below.		Prior authorization/ predetermination information if applicable	
SIGNED _____ DATE _____		SIGNED _____ DATE _____	
14. DATE OF CURRENT ILLNESS, INJURY, or PREGNANCY (LMP) MM DD YY QUAL.		15. OTHER DATE QUAL. MM DD YY	
17. NAME OF REFERRING PROVIDER OR OTHER SOURCE		17a. _____ 17b. NPI _____	
19. ADDITIONAL CLAIM INFORMATION (Designated by NUCC)		18. HOSPITALIZATION DATES RELATED TO CURRENT SERVICES FROM MM DD YY TO MM DD YY	
20. OUTSIDE LAB? YES <input type="checkbox"/> NO <input type="checkbox"/> \$ CHARGES		22. RESUBMISSION CODE ORIGINAL REF. NO.	
21. DIAGNOSIS OR NATURE OF ILLNESS OR INJURY Relate A-I to service line below (24F)		23. PRIOR AUTHORIZATION NUMBER	
A. HXX.XX B. _____ E. _____ F. _____ I. _____ J. _____		Include appropriate modifiers, if applicable	
24. A. DATE(S) OF SERVICE From MM DD YY To MM DD YY B. PLACE OF SERVICE C. EMG D. PROCEDURES, SERVICES, OR SUPPLIES (Explain Unusual Circumstances) CPT/HCPCS MODIFIER E. DIAGNOSIS POINTER F. \$ CHARGES G. DAYS OR UNITS H. EPSDT Family Plan I. ID. QUAL. J. RENDERING PROVIDER ID. #		XX XX XX 66174 XX SXXX XX 1 NPI	
CPT 66174 for canaloplasty followed by trabeculotomy/CPT 65820 for trabeculotomy alone		NPI NPI NPI NPI NPI	
25. FEDERAL TAX I.D. NUMBER SSN EIN		26. PATIENT'S ACCOUNT NO. 27. ACCEPT ASSIGNMENT? (For govt. claims, see back) YES <input type="checkbox"/> NO <input type="checkbox"/>	
28. TOTAL CHARGE \$ 29. AMOUNT PAID \$ 30. Rsvd for NUCC Use		31. SIGNATURE OF PHYSICIAN OR SUPPLIER INCLUDING DEGREES OR CREDENTIALS (I certify that the statements on the reverse apply to this bill and are made a part thereof.)	
SIGNED _____ DATE _____		32. SERVICE FACILITY LOCATION INFORMATION	
a. NPI b. NPI		33. BILLING PROVIDER INFO & PH # ()	

NUCC Instruction Manual available at: www.nucc.org

PLEASE PRINT OR TYPE

APPROVED OMB-0938-1197 FORM 1500 (02-12)



FREQUENTLY ASKED QUESTIONS

DO PAYERS REQUIRE PRIOR AUTHORIZATION FOR OMNI®? WHAT INFORMATION IS REQUIRED?

Medicare does not require prior authorization for these procedures. Other health plans may require preauthorization as part of the conditions for coverage. Performing a benefit verification prior to treatment may provide insight into prior authorization criteria. Please consider:

- Including a payor-specific prior authorization form with your request
- Checking the payor's medical policy (if available) to understand coverage criteria
- Including documentation and chart notes that list any previous medical and surgical treatments along with outcomes, patient-specific treatment goals or comorbidities, and target IOPs for patient
- Including a letter of medical necessity describing the overall case (contact Sight Access or your Reimbursement Account Representative for more information)

IF PRIOR AUTHORIZATION IS NOT REQUIRED, IS SUBMITTING A PREDETERMINATION RECOMMENDED?

If prior authorization is not required, we typically encourage a predetermination be submitted, especially if the payer policy is unfavorable or unclear regarding CPT code 66174. Please note that some payers do not allow or accept predeterminations.

IS OMNI® COVERED BY INSURERS?

Coverage may vary by payer or even by health plan within a particular payer. In order to determine coverage for a particular patient, a benefit verification should be conducted, and the payer policy should be reviewed prior to treatment. Coverage will be based on medical necessity. Once the provider identifies that a patient is an appropriate candidate for OMNI®, the practice should allow enough time to verify the patient's benefits and coverage, check the payer's policy, and obtain prior authorization before scheduling the patient for surgery.

IS OMNI® USED TO PERFORM VISCOCANALOSTOMY?

No, viscocanalostomy is a different procedure entirely from canaloplasty. OMNI® is FDA cleared for canaloplasty followed by trabeculotomy. It is not indicated to perform a viscocanalostomy. Any reference to OMNI® as a viscocanalostomy device is incorrect.



WHAT CPT CODE(S) DO FACILITIES USE TO BILL FOR OMNI®?

CPT code 66174 is reported for the transluminal viscoelastic delivery procedure (aka canaloplasty) in conjunction with a trabeculotomy (aka goniotomy) during the same treatment session. When these two procedures are performed concomitantly, per AMA CPT Assistant, it is appropriate to report only CPT code 66174. The CPT for the trabeculotomy (65820) is bundled into the primary canaloplasty procedure. CPT code 65820 is reported for the trabeculotomy/goniotomy when performed without a transluminal viscoelastic delivery procedure. We do, however, realize that the reporting of actual codes used is at the sole discretion of the treating physician and/or facility.

CAN OMNI® BE PERFORMED AS A STANDALONE PROCEDURE?

Yes. OMNI® Surgical System is indicated for use as a standalone procedure or in conjunction with cataract surgery. If both procedures are performed, it is appropriate to bill/report the CPT code 66174 (for the canaloplasty followed by trabeculotomy).

HOW DO I BILL OMNI® WHEN PERFORMED WITH CATARACT SURGERY, AND WHAT WOULD I BE REIMBURSED?

OMNI® Surgical System is indicated for use in standalone canaloplasty with trabeculotomy or in conjunction with cataract surgery. If these procedures are performed concomitantly, it is appropriate to bill/report the CPT code 66174 (for the canaloplasty followed by trabeculotomy) and the specific CPT code for the cataract procedure performed (see payment examples on page 4).

SHOULD HCPCS CODE C1889 BE USED TO REPORT THE OMNI® SURGICAL SYSTEM IN THE ASC SETTING?

In most cases, the HCPCS code C1889 would not be needed on ASC claims; however, there could be a commercial payer that may ask for it to be included in order to receive appropriate payment.



SITUATION

A surgeon informs you he/she has an adult patient with a stent or Schlemm canal implant but the patient still shows evidence of progressing Primary Open Angle Glaucoma and the stent is no longer controlling IOP at the surgeon's desired level. Surgeon and patient has determined that a secondary intervention using the OMNI® Surgical System and removing the existing implant or stent as the applicable treatment.

AM I ABLE TO UTILIZE OMNI® WITH AN EXISTING IMPLANT IN THE CANAL?

Yes, if you deem it medically necessary to choose to keep the implant in the canal and you use the OMNI® Surgical System per its instructions for use (IFU), do not use the OMNI® Surgical System in quadrants with previous MIGS implants.

AM I ABLE TO UTILIZE OMNI® IF I'VE MADE A CLINICAL DECISION TO REMOVE AN EXISTING IMPLANT FIRST BEFORE PERFORMING A CANALOPLASTY FOLLOWED BY TRABECULOTOMY PROCEDURE?

Yes, if you deem it medically necessary to remove the implant and, after the removal, you use the OMNI® Surgical System per its IFU.

ARE THERE CPT® CODES AND REIMBURSEMENT FOR THE REMOVAL OF AN EXISTING IMPLANT FOLLOWED BY THE CANALOPLASTY AND TRABECULOTOMY PROCEDURES?

Please see the below table.

CPT	DESCRIPTION
66174	Canaloplasty Transluminal dilation of aqueous outflow channel; without retention of device or stent
65920	Removal Removal procedures on the anterior chamber of the eye

MEDICARE PAYMENT RATES

CPT	SHORT DESCRIPTION	PHYSICIAN ¹	ASC ²	HOSPITAL ²	GLOBAL
66174	Translum dil eye canal	\$760.99 ¹	\$1,917.31 ³	\$3,999.59	90 days
65920	Remove implant of eye	\$795.25 ¹	\$1,062.43 ⁴	\$2,120.86	90 days

*Multiple procedure payment reduction (MPPR) may apply in which full reimbursement is made to the procedure with the highest value, and subsequent procedures reimbursed at 50 percent of the fee schedule value.

Note: The payment information listed above is provided for illustrative purposes and this information does not guarantee coverage of payment. Please also note actual payment may vary by location. Commercial and Medicare Advantage payments are based on contractual agreements or negotiated fees between physician and the health plan. Questions regarding your contracted payment rates should be directed to your health plan's provider representative.

1. CMS.gov. Medicare Physician Fee Schedule Look-up Tool. Accessed 10/25/2022. <https://www.cms.gov/medicare/physician-fee-schedule/search/overview>

2. CMS.gov. 2022 NFRM OPSS Cost Statistics Files. 2022NFRM CPT Cost Stats. 11012021. Accessed 10/25/22. <https://www.cms.gov/medicare/medicare-fee-service-payment/hospitaloutpatientpps/cms-1753-fc>

3. CMS.gov. ASC national unadjusted allowable amounts, as of 1/1/2022.

4. CMS.gov. ASC Approved HCPCS Code and Payment Rates-updated 10/18/2022. Accessed 10/25/2022. https://www.cms.gov/medicare/medicare-fee-for-service-payment/ascpayment/11_addenda_updates

SIGHT ACCESS

A reimbursement support program to help you and your patients understand patient coverage details and payor-specific requirements for Sight Sciences products.

- **Benefit Verification**
- **Prior Authorization and Appeal Requirements**
- **Track Clinic Submitted Forms and Letters**
- **Billing and Coding Support**
- **Letter of Medical Necessity Templates**
- **Reimbursement Support Materials**

**Reimbursement Support
Is Available Across the Nation**

SIGHT ACCESS OFFERS A SIMPLIFIED ENROLLMENT PROCESS

1

Fill and Fax Single-Page Enrollment Form or Fill and Submit from the Online Enrollment Portal (www.sightaccess.com)

UNDERSTAND ELIGIBILITY AND POTENTIAL COST-SHARING

2

Benefit Verification Summaries Are Typically Faxed Back within 24-48 hours



REIMBURSEMENT ACCOUNT EXECUTIVE (RAE)

The RAE is a Sight Sciences regional field reimbursement representative who can help minimize reimbursement barriers and support access for Sight Sciences products.

- **Personalized Reimbursement Support**
- **Review Documentation Considerations**
- **Provide Payor Policy Links and Policy Review**
- **Provide Published Reimbursement Rates for Specific Markets**
- **Discuss Payor Contracting Considerations**
- **Educate on Advocacy Initiatives**

Do you want to be connected with your local reimbursement account executive?

Ask your sales representative or email sightaccess@sightsciences.com to request a call or visit.



SIGHT SCIENCES REIMBURSEMENT SUPPORT LINE

Reimbursement staff are available to help answer coverage, coding, and payment questions and provide reimbursement support for the OMNI® Surgical System (e.g., preauth requests, claims assistance, appeals) Monday through Friday, 8 am - 8 pm EST.



CALL (844) SIGHT12 OR 844-744-4812




FAX (844) SIGHT13 OR 844-744-4813



EMAIL SIGHTACCESS@SIGHTSCIENCES.COM



VISIT WWW.SIGHTACCESS.COM



877.266.1144 | info@sightsciences.com
4040 Campbell Ave, Suite 100
Menlo Park, CA 94025



OMNI[®]
SURGICAL SYSTEM

